


## Operating instructions adapter connector



---

## Table of contents

<b>1</b>	<b>About this manual</b>	<b>3</b>
1.1	Structure of the warnings	3
1.2	Symbols used	4
1.3	Signal words used	4
<b>2</b>	<b>Intended use</b>	<b>5</b>
<b>3</b>	<b>General safety instructions</b>	<b>6</b>
<b>4</b>	<b>Packaging, transport and storage</b>	<b>7</b>
4.1	Packaging	7
4.2	Transport	7
4.3	Storage	7
<b>5</b>	<b>Design</b>	<b>8</b>
<b>6</b>	<b>Operation</b>	<b>9</b>
<b>7</b>	<b>Cleaning and care</b>	<b>10</b>
<b>8</b>	<b>Decommissioning and disposal</b>	<b>11</b>

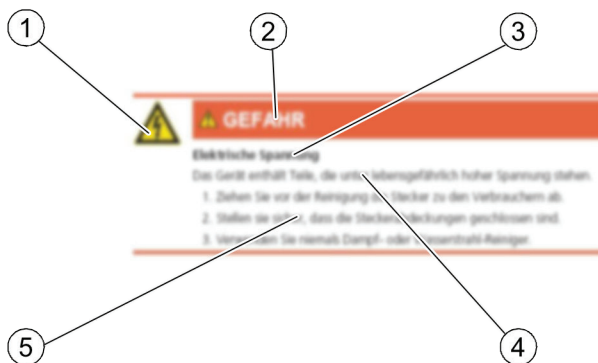
# 1 About this manual

This manual

- describes the operation of the adapter connector from Bals Elektrotechnik GmbH & Co. KG
- is an integral part of the product and must be kept in safe custody during the product service life
- must be read carefully and understood before use and any work.




## 1.1 Structure of the warnings

The following picture illustrates the structure of a sample warning.



1	Hazard-specific symbol
2	Signal word
3	Type and source of the hazard
4	Possible consequences of failing to comply
5	Procedure for avoiding hazards

## 1.2 Symbols used

	General warning of a hazardous area
	Warning – dangerously high voltage
	Notice

## 1.3 Signal words used

All warnings in this manual are clearly highlighted. The following signal words are used for warnings:

<b>DANGER</b>	Warns of dangers which will lead to serious injuries or to death if the instructions are not followed.
<b>WARNING</b>	Warns of dangers that may lead to serious injuries or to death and/or cause considerable damage to property if the instructions are not followed.
<b>CAUTION</b>	Warns of dangers that may lead to reversible injuries and/or considerable damage to property if the instructions are not followed.
<b>NOTICE</b>	Warns of dangers that may lead to operational disruptions and/or considerable damage to property. Damage to the environment, too, may occur if the instructions are not followed.

## 2 Intended use

The adapter connectors are designed for professional use and are used solely for the adaptation from a CEE connection to an earth contact connection.

Any use going beyond the intended use is considered to be improper. The manufacturer is not liable for damages resulting from improper use. Any such risk shall be borne solely by the user.

In case of unauthorised modifications or conversions, the CE conformity becomes null and void, and thus, also all claims for warranty. Modifications may lead to risks for life and limb as well as damage to the adapter connectors or connected consumers.

Factory-fitted labels and markings on the adapter connector should not be removed, modified or blurred.

### Environment

The following operating conditions apply for the safe operation of the product:

Size	Value
Temperature	-25 °C ... +40 °C
Humidity	10 %rH ... 90 %rH

### 3 General safety instructions



- Safe use is ensured only if this manual is followed completely.
- Before installation, commissioning or operation, read this manual thoroughly.
- The product must be installed, maintained and put into operation properly by qualified experts in accordance with the laws, ordinances and standards.
- Keep easily combustible and explosive materials away from the product.
- Handle the cables with care,
  - by always pulling at the plug and not the cable when unplugging,
  - by preventing the cable from getting damaged mechanically,
  - by keeping intense heat away.
- Never use faulty products or products with dirty, scratched or damage contacts.
- Keep the contacts on the product clean.
- Avoid tripping hazards.

---

## 4 Packaging, transport and storage

### 4.1 Packaging



Packaging materials are valuable raw materials and can be reused. The packaging materials should therefore be brought to an appropriate recycling facility. If this is not possible, dispose of the packaging materials according to the locally applicable regulations.

### 4.2 Transport


Check the delivery for completeness and integrity. If you identify transit damage or if the delivery is incomplete, notify your dealer or supplier immediately.

### 4.3 Storage

The product must be stored in clean condition and protected from dust and humidity. The original packaging is best suited for this purpose.

## 5 Design

Based on an example, the following figure illustrates the main components of an adapter connector.



- |   |                                 |
|---|---------------------------------|
| 1 | Earth contact socket with cover |
| 2 | 3-pin CEE connector             |

### Technical specifications

You will find the specific technical details in our catalogue or on our website <http://www.bals.com>.



## 6 Operation

The adapter connector has no operating or display elements; it is used solely as an adapter between different types of supply network.

Below is a list of the most common designs:

CEE connector	Earth contact socket	
16A/400V/5p	Earth contact socket 16A/230V	
16A/230V/3p	Earth contact socket 16A/230V	
	Earth contact socket 16A/230V	CEE 7
	Earth contact socket 16A/230V	Type 13



### DANGER

#### Danger to life by electrical voltage

The adapter connector is not waterproof. Penetrating water can cause injury and material damage.

1. Do not use an adapter connector if it is wet or dirty.
2. Ensure that no water is able to enter the adapter connector.

Only switch the device on if all connections have been established correctly.

## 7 Cleaning and care

It is recommended to clean it as required. Use a dry cloth to do this, and use a wet cloth if it is very dirty.



### **DANGER**

#### Electrical voltage

The device contains parts that carry hazardous voltage that may be fatal.

1. Pull out the connectors to the loads before cleaning them.
2. Make sure that the connector covers are closed.
3. Never use steam or water jet cleaners.



### **NOTICE**

#### Damage to the plastic parts

Corrosive cleaning agents may attack or destroy the plastic parts.

Use only a cloth moistened with water for cleaning.

## 8 Decommissioning and disposal



Send the worn-out product for recycling or for proper disposal. Always make sure to observe and follow the local regulations.

The product should not be disposed of in household waste. Environmental damage and risk to personal health are avoided with proper disposal.

霸士电器（昆山）有限公司  
Bals Elektrotechnik (Kunshan) Co Ltd

地 址:江苏省昆山市郁金香路雄鹰路301号

Add: 301 Xiongying Road, Kunshan, Jiangsu Province

Tel: +86 - 512 - 86167886 - 111

Fax: +86 - 512 - 86167880

Web:<http://www.bals.com.cn>